GUEST REFERENCE GUIDE

eDepoze

1. For iPad, download the **"eDepoze"** app from the Apple AppStore. For a laptop or Surface Pro navigate to **webapp.edepoze.com** in your preferred browser.

2. Log in as a

using an iPad or a laptop, with the **SESSION ID** and **PASSCODE** provided by Taking Counsel.

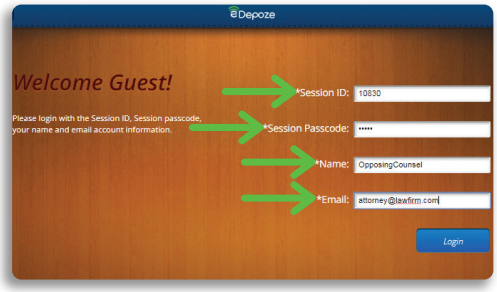

3. After documents are introduced, they will populate in the Courtesy Copy folder. Select the document you wish to view.

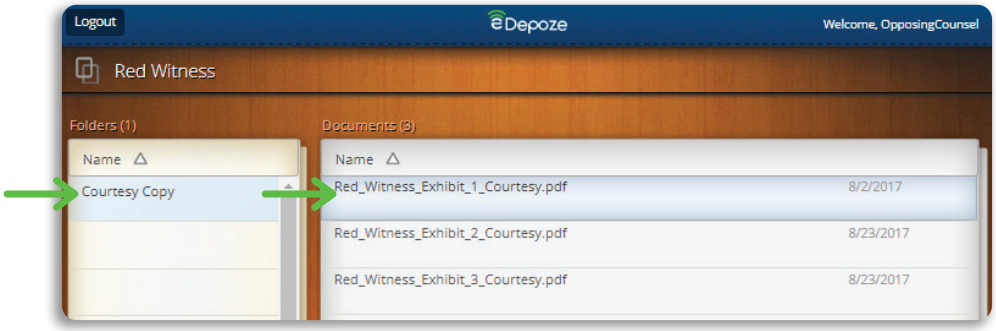

4. Once in the exhibit you can;

   A. Take notes using the eDepoze annotation tools

   B. Email the document.

   C. Jump to a specific page or turn pages one by one.

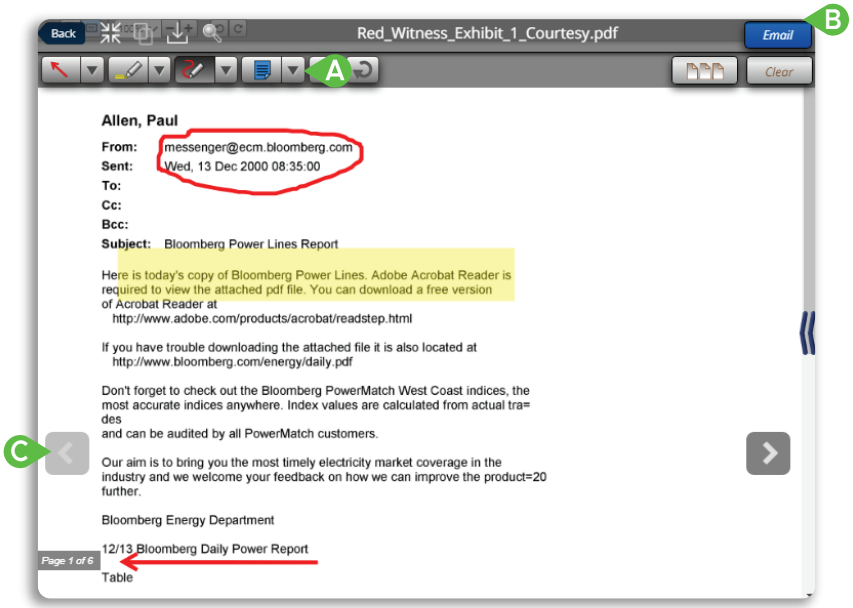

5. To return to your Official Exhibits folder, select the Back icon in the upper left hand corner.