
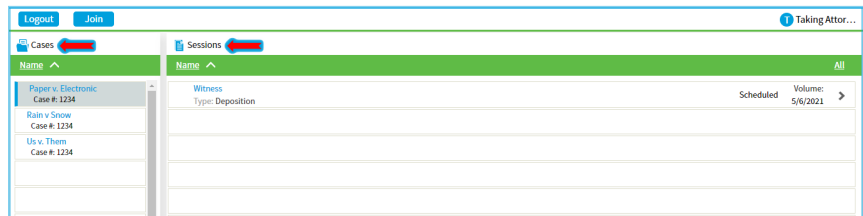


BEGINNING THE SESSION

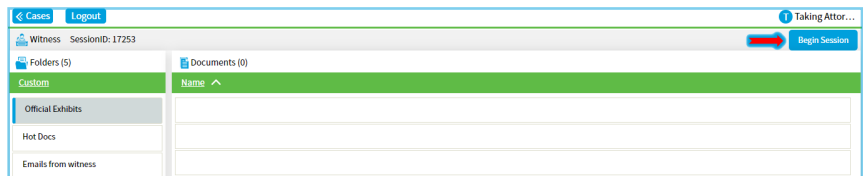
- 1 Navigate to webapp.edepoze.com in your preferred browser.
- 2 Select **LOGIN**, input your **USERNAME** and **PASSWORD**, **LOGIN**.



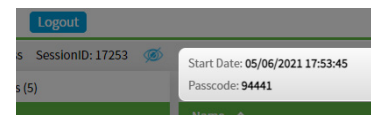
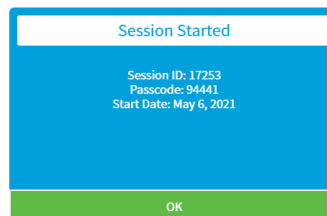
- 3 Select the appropriate **CASE** from the left column then select the **SESSION** from the right column.



- 4 When ready select the **BEGIN SESSION** icon in the upper right corner.



- 5 Announce the **SESSION ID** & **SESSION PASSCODE** to the participating attendees. They will need these codes to receive the exhibits. This information will remain in the upper left corner throughout the session.



- 6 Once the witness inputs the **SESSION ID** and their **NAME**, you will need to **ALLOW** them into the session to receive incoming exhibits.

