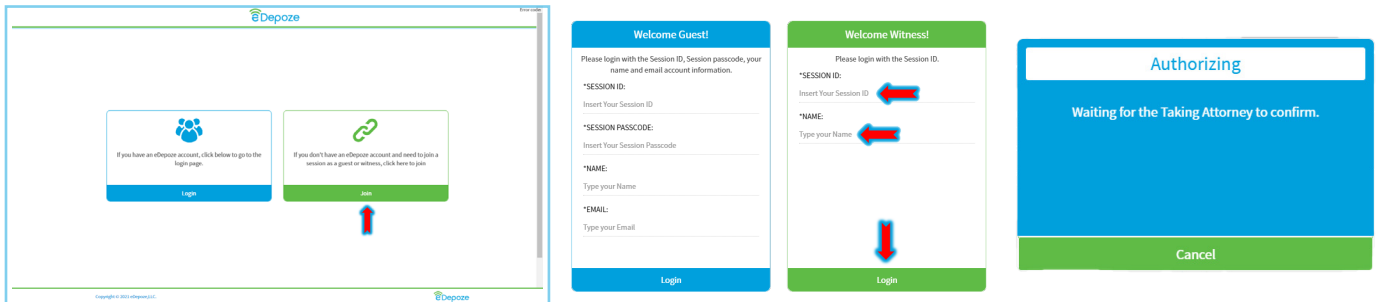
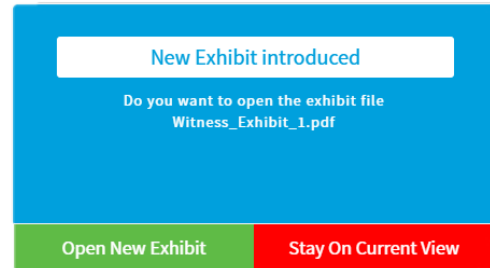





- 1 Navigate to [webapp.edepoze.com](http://webapp.edepoze.com) in your preferred browser.
- 2 Select **JOIN**. Enter your name. The Taking Attorney will provide the **SESSION ID** and authorize your access.




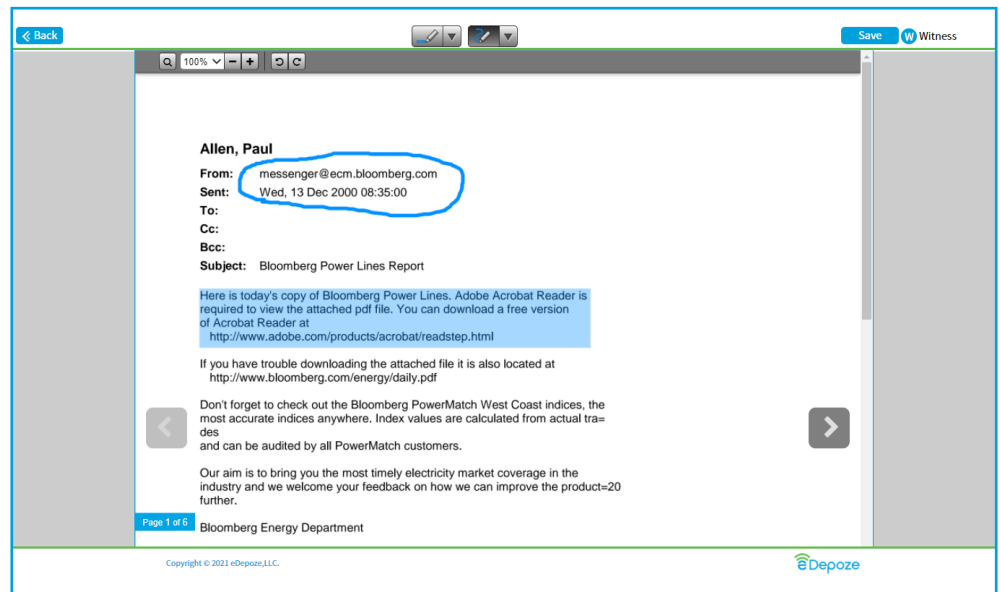
- 3 As the Witness, you will receive documents as they are introduced as Official Exhibits by the Taking Attorney. Open the exhibit by selecting **Open New Exhibit**.



- 4 Review documents by selecting the right or left arrow.  

If required, use the annotation tools to mark up the exhibit. 

Jump to a specific page by clicking on the page jumper icon. 



- 5 Return to the Official Exhibits folder by clicking on the  button in the upper left corner.